

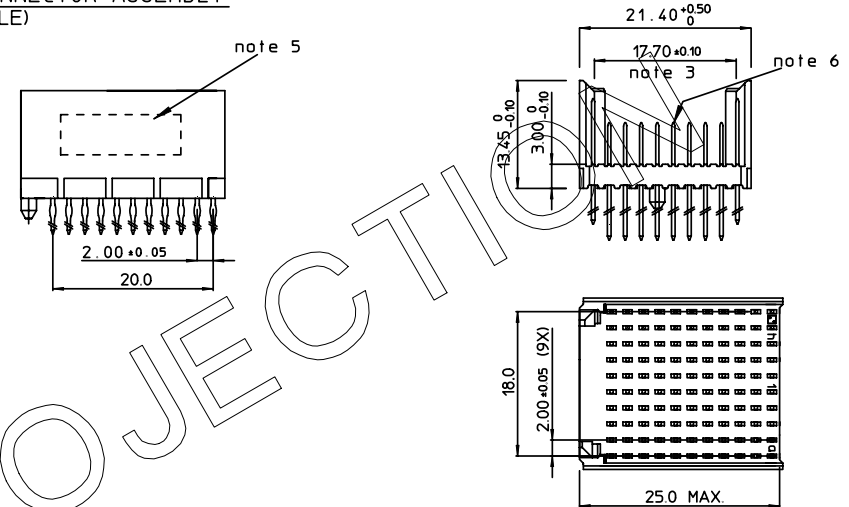
GEN. ST.	01	02	03	04	05	06	07	08	0D	50	60	70	80	90																
INT. ST.	10	11	12	13	14	18	20	31	32	33	34	38	39	40	42	43	44	45	46	48	56	70	72	73	76	81	82	83	84	88

REV.	DATE	DESCRIPTION	BY	C'K'D'
A	2001-09-14	CONVERSION REVISION 01	KN	
B	2005-10-26	105-0205	ALEX B	BKP
C	2006-08-05	106-0120	ALEX B	BKP

LOADING PATTERN MATING SIDE

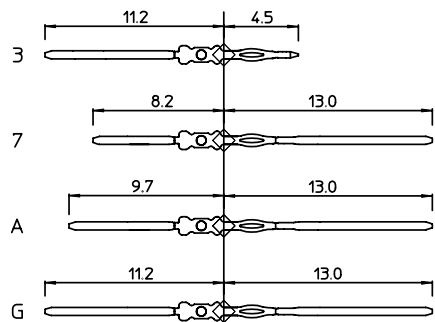
y	3	3	3	3	3	3	3	3	3	3
h	7	7	7	7	7	7	7	7	7	7
g	A	A	A	A	A	A	A	A	A	A
f	A	A	A	A	A	A	A	A	A	A
e	G	G	G	G	G	G	G	G	G	G
d	G	G	G	G	G	G	G	G	G	G
c	A	A	A	A	A	A	A	A	A	A
b	A	A	A	A	A	A	A	A	A	A
a	7	7	7	7	7	7	7	7	7	7
z	3	3	3	3	3	3	3	3	3	3
FOR	0	1	0	5	1	0				

LOADED CONNECTOR ASSEMBLY (FOR EXAMPLE)



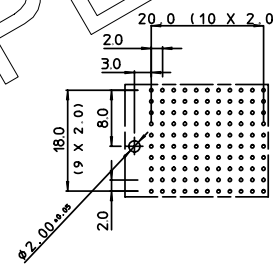
SHEET NR. : 94

CONTACT OVERVIEW



SEATING PLANE FOR CONNECTOR

LAY-OUT P.C.B.-HOLE



LEAD FREE INDICATOR : LF = LEAD FREE (DIGIT 15 & 16)

HM2P82PKA1M1

PLATING CODE (DIGIT 13 AND 14) (REF DWG No. BS,C ,201844,003)

NOTES:

1. THIS PRODUCT IS CSA APPROVED.
2. THIS PRODUCT IS UL RECOGNIZED.
3. MEASURED AT THE BOTTOM.
4. MATERIAL CONTACT: PHOSPHORBRONZE HOUSING: CREAM WHITE GLASSFILLED POLYESTER UL-94V0
5. CONNECTOR PRINTED WITH P/N AND DATE CODE.
6. FOR ACTUAL CONTACT LOADINGS, SEE LOADING PATTERN MATING SIDE.
7. SHAPE OF CONNECTOR HOUSING CAN ALTER DEPENDING ON PRODUCTION LOCATION.
8. THE PRODUCT (LF) MEETS EUROPEAN UNION DIRECTIVES AND OTHER COUNTRY REGULATIONS AS DESCRIBED IN GS-22-008
9. FOR RECOMMENDED PTH DIMENSIONS REFER DRAWING : BS,A ,201572,001

1DEC ±0,2 2DEC ±0,1 ANGLES ±1°	<b>APPR.</b>	<b>DATE</b>	<b>SIGN.</b>	LOADING PATTERN OVERVIEW (8+2 ROW)
	DRAFT	1999-04-08	M.Fret	CAT. No. HM2P82PKA1M1----
WE RESERVE THE RIGHT TO CHANGE DIMENSIONS OR REQUIREMENTS WITHOUT PRIOR NOTICE.	CHECKED			 www.fciconnect.com
	PROD. MGR.			
	PR. ENG. MGR.			
ALL DIMENSIONS IN MM	PR. MGT. MGR.			SCALE



REFERENCES